

Scaled data based on original data using  
LM-79-08 Approved Method: Electrical and Photometric Measurements of Solid-  
State Lighting Products

Test Report Prepared for  
Cooper Lighting Solutions  
(formerly Eaton)

Brand: McGRAW-EDISON

Report Number: P227576

Luminaire Tested: **ISS-AF-600-LED-E1-T2-7030**

Issue Date: 3/3/2020

**Test Information**

Test Method: LM-79-08  
Report Number: P227576  
TEST IS SCALED FROM IESNA LM-79-08 TEST DATA (P29758)  
Test Lab: INNOVATION CENTER-P2  
Issue Date: 3/3/2020  
Manufacturer: COOPER LIGHTING SOLUTIONS (FORMERLY EATON)  
Product Line: MCGRAW-EDISON  
Catalog Number: ISS-AF-600-LED-E1-T2-7030  
Description: IMPACT ELITE LED QUATER SPHERE LUMINAIRE  
LIGHT SQUARE WITH ACCULED OPTICS-TYPE II  
Light Source: (16) 3000K CCT, 70 CRI LEDs  
Ballast/Driver: ELECTRONIC DRIVER

**Summary**

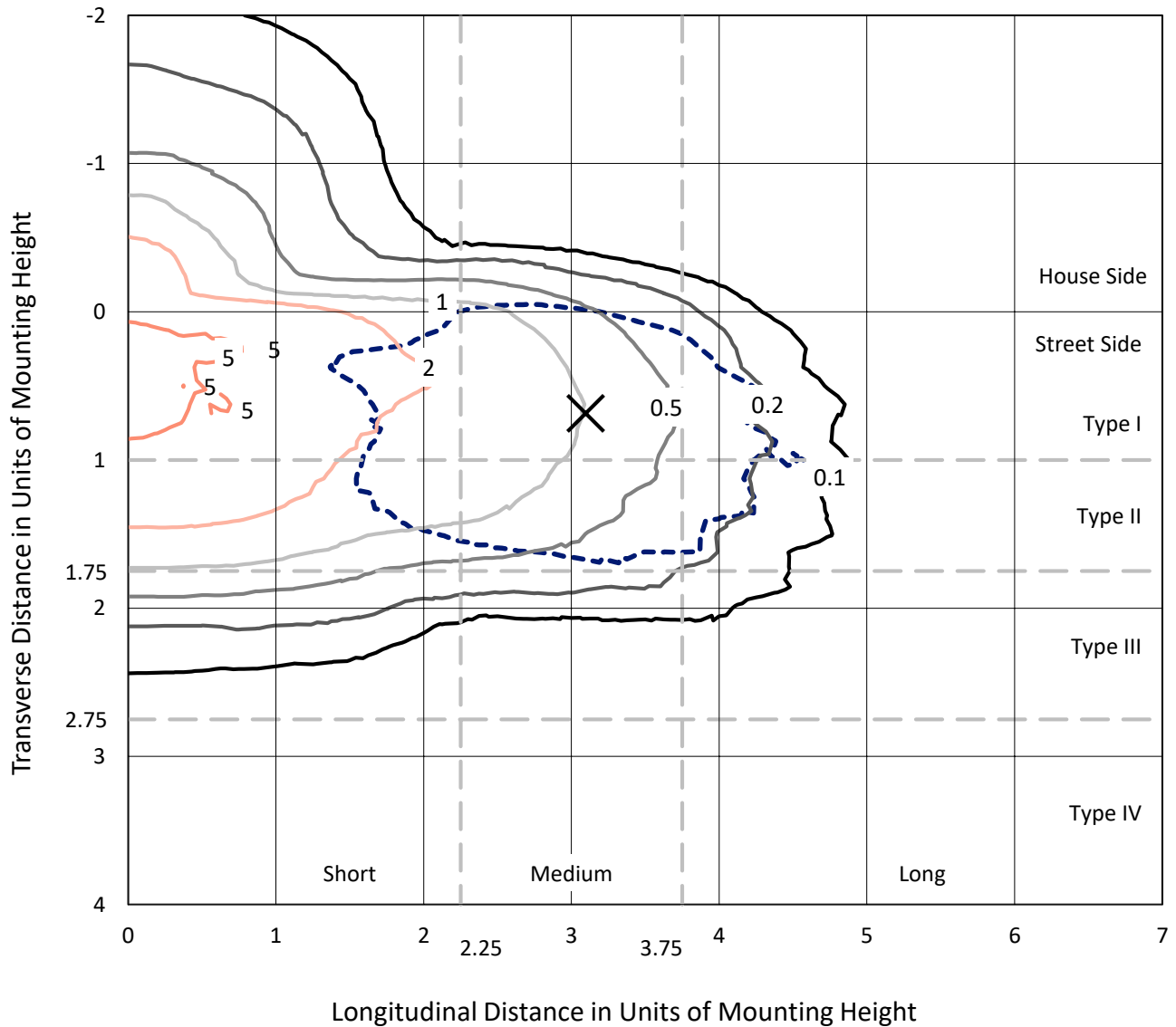
Lumens per Lamp: N/A  
Luminaire Lumens: 3388 lumens  
Efficiency: N/A  
Efficacy: 100.5 lumens/watt  
Luminous Opening: Rectangular (W 0.5' x L: 0.5' x H: 0')  
IES Classification: Type II - Medium - Non-Cutoff  
BUG Rating: B1 - U0 - G1  
  
Input Watts (W): 33.7  
Input Voltage (V): 120  
Input Current (Ain): NR  
Voltage Rise (V): NR  
Power Factor: NR  
Total Harmonic Distortion (THDi): NR  
Frequency (hertz): 60  
Stabilization Time: NR  
Operation Time: NR  
Ambient Temperature (°C): NR  
Test Distance: 25 FT



REPORT NUMBER: P227576  
 CATALOG NUMBER: ISS-AF-600-LED-E1-T2-7030

### Iso-Footcandle Lines of Horizontal Illumination

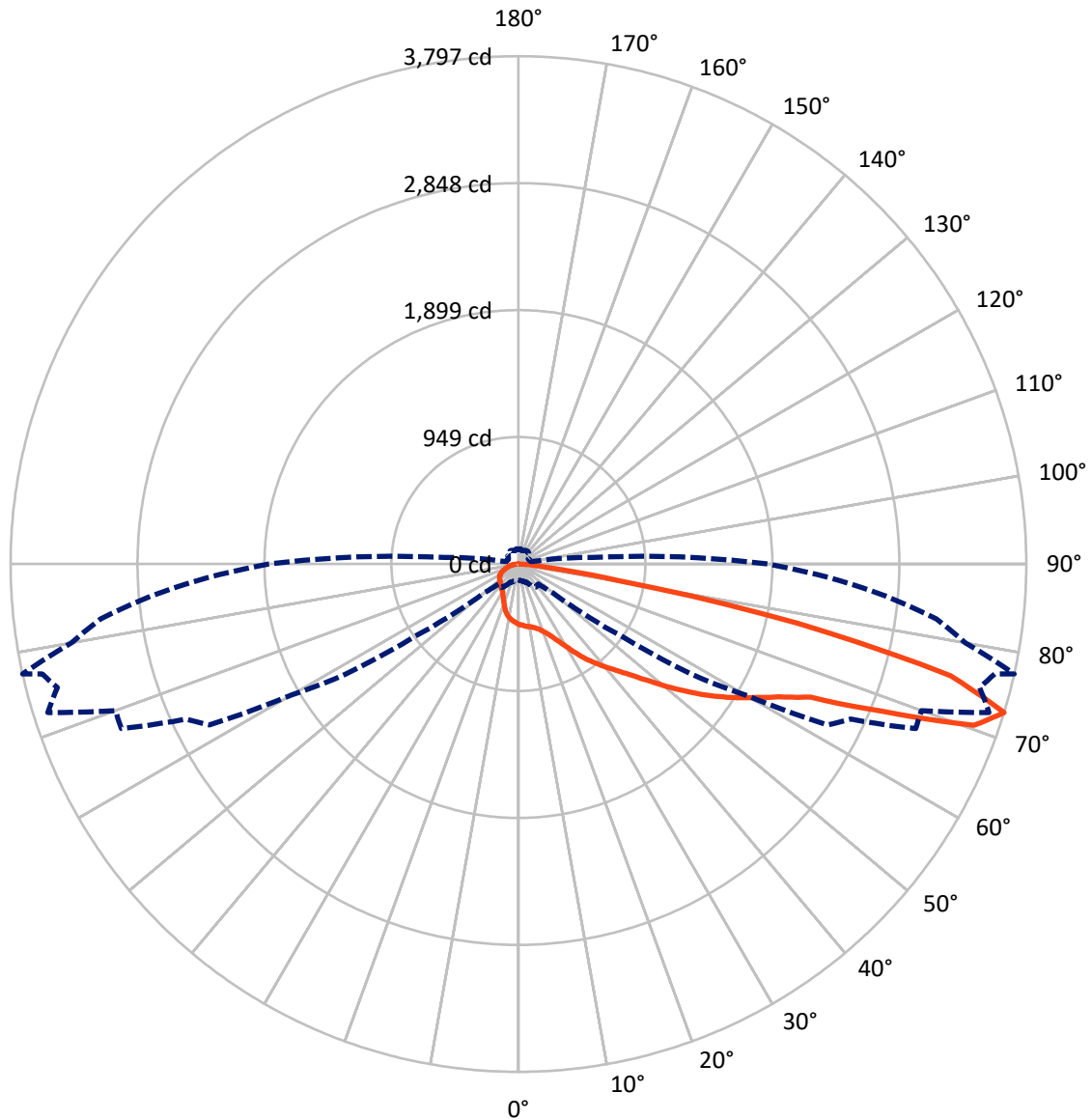
✕ Max cd  
 - - - 1/2 Max cd



Based on 10 foot mounting height. Maximum calculated value = 5.5 fc  
 Type II - Medium - Non-Cutoff

REPORT NUMBER: P227576  
CATALOG NUMBER: ISS-AF-600-LED-E1-T2-7030

### Luminous Intensity Polar Plot



— Vertical Plane Through 77.5-Deg Lateral    - - - Horizontal Cone Through 72.5-Deg Vertical

REPORT NUMBER: P227576

CATALOG NUMBER: ISS-AF-600-LED-E1-T2-7030

**FLUX DISTRIBUTION:**

		Downward	Upward	Total
<b>House Side</b>	Lumens	561.4	0.0	561.4
	% Fixture	16.6	0.0	16.6
<b>Street Side</b>	Lumens	2826.6	0.0	2826.6
	% Fixture	83.4	0.0	83.4
<b>Total</b>	Lumens	3388.0	0.0	3388.0
	% Fixture	100.0	0.0	100.0

**Coefficient of Utilization**

**ZONAL LUMENS:**

Zone	Lumens	% Fixture
0°-10°	42.0	1.2
10°-20°	128.8	3.8
20°-30°	228.7	6.8
30°-40°	362.4	10.7
40°-50°	543.6	16.0
50°-60°	704.4	20.8
60°-70°	800.4	23.6
70°-80°	531.2	15.7
80°-90°	46.5	1.4
90°-100°	0.0	0.0
100°-110°	0.0	0.0
110°-120°	0.0	0.0
120°-130°	0.0	0.0
130°-140°	0.0	0.0
140°-150°	0.0	0.0
150°-160°	0.0	0.0
160°-170°	0.0	0.0
170°-180°	0.0	0.0
0°-90°	3388.0	100.0
0°-180°	3388.0	100.0



REPORT NUMBER: P227576

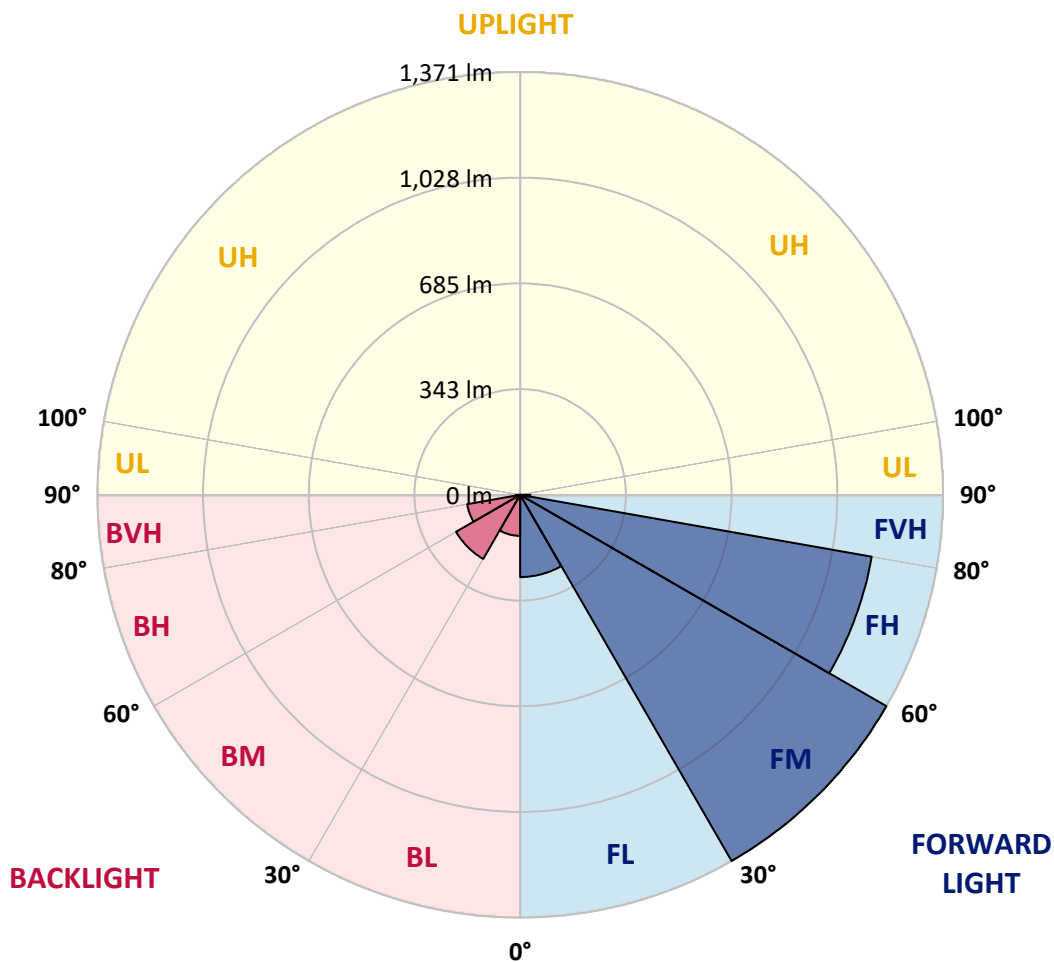
CATALOG NUMBER: ISS-AF-600-LED-E1-T2-7030

**LUMINAIRE CLASSIFICATION SYSTEM LUMEN TABLE AND BUG RATING:**

Zone		Lumens	% Fixture	Zone Rating/Lumen Limit		
				B	U	G
FL	(0°-30°)	266.5	7.9			
FM	(30°-60°)	1370.6	40.5			
FH	(60°-80°)	1157.0	34.1			G1/1800
FVH	(80°-90°)	32.5	1.0			G1/100
BL	(0°-30°)	133.0	3.9	B1/500		
BM	(30°-60°)	239.8	7.1	B1/1000		
BH	(60°-80°)	174.6	5.2	B1/500		G1/500
BVH	(80°-90°)	14.0	0.4			G1/100
UL	(90°-100°)	0.0	0.0		U0/0	
UH	(100°-180°)	0.0	0.0		U0/0	

**BUG Rating: B1-U0-G1**

Type II Medium





REPORT NUMBER: P227576

CATALOG NUMBER: ISS-AF-600-LED-E1-T2-7030

**CANDELA DISTRIBUTION (FULL):**

	0°	5°	15°	25°	35°	37.5°	40°	42.5°	45°	47.5°	50°
0°	452.4	452.4	452.4	452.4	452.4	452.4	452.4	452.4	452.4	452.4	452.4
2.5°	490.1	487.8	486.6	484.3	482.1	480.9	477.5	475.2	478.6	477.5	477.5
5°	526.6	524.3	520.9	517.5	512.9	509.5	506.0	502.6	504.9	502.6	500.3
7.5°	556.3	554.0	549.5	546.0	541.5	536.9	532.3	531.2	528.9	525.5	524.3
10°	573.4	571.2	568.9	566.6	559.7	556.3	550.6	547.2	548.3	543.7	543.7
12.5°	589.4	587.2	586.0	586.0	580.3	576.9	574.6	571.2	573.4	566.6	564.3
15°	604.3	602.0	598.6	602.0	600.9	599.7	598.6	597.4	600.9	594.0	595.1
17.5°	628.3	627.1	620.3	615.7	616.9	620.3	622.6	621.4	621.4	618.0	619.1
20°	666.0	666.0	656.8	648.8	636.3	636.3	637.4	636.3	638.6	640.8	644.3
22.5°	694.5	692.2	688.8	682.0	668.3	656.8	656.8	652.3	655.7	656.8	663.7
25°	731.1	728.8	720.8	720.8	707.1	692.2	690.0	683.1	691.1	676.3	687.7
27.5°	775.6	773.3	763.1	758.5	751.6	733.4	728.8	729.9	737.9	716.2	727.7
30°	831.6	829.3	816.8	804.2	792.8	773.3	771.1	769.9	788.2	763.1	777.9
32.5°	902.4	902.4	888.7	871.6	848.7	822.5	813.3	814.5	839.6	812.2	837.3
35°	1009.8	996.1	971.0	944.7	920.7	889.9	877.3	875.0	897.9	870.4	899.0
37.5°	1078.3	1069.2	1046.4	1026.9	1000.7	971.0	961.8	965.3	984.7	944.7	985.8
40°	1140.0	1138.9	1124.0	1111.5	1085.2	1055.5	1066.9	1112.6	1164.0	1086.3	1087.5
42.5°	1181.2	1183.4	1182.3	1183.4	1168.6	1137.7	1157.2	1221.1	1309.1	1263.4	1221.1
45°	1188.0	1196.0	1199.4	1222.3	1237.1	1218.9	1229.1	1296.5	1472.4	1543.3	1352.5
47.5°	1205.1	1213.1	1206.3	1233.7	1302.2	1301.1	1342.2	1367.4	1391.3	1402.8	1546.7
50°	1228.0	1242.8	1236.0	1258.8	1314.8	1346.8	1382.2	1414.2	1394.8	1322.8	1361.6
52.5°	1229.1	1246.3	1284.0	1306.8	1361.6	1354.8	1378.8	1361.6	1391.3	1317.1	1354.8
55°	1128.6	1132.0	1241.7	1357.1	1453.0	1433.6	1418.8	1379.9	1417.6	1325.1	1373.1
57.5°	969.8	981.3	1095.5	1289.7	1495.3	1512.4	1507.9	1504.4	1534.1	1410.8	1463.3
60°	795.1	808.8	917.3	1145.7	1407.3	1451.9	1513.6	1551.3	1627.8	1578.7	1665.5
62.5°	495.8	506.0	626.0	911.6	1241.7	1329.7	1419.9	1464.5	1575.3	1598.1	1745.5
65°	236.5	239.9	286.7	495.8	902.4	1068.1	1201.7	1296.5	1432.5	1535.3	1734.0
67.5°	183.9	185.1	202.2	263.9	462.6	573.4	725.4	851.0	996.1	1277.1	1523.9
70°	147.4	147.4	161.1	194.2	286.7	301.6	340.4	382.7	444.4	670.5	870.4
72.5°	123.4	123.4	132.5	153.1	212.5	215.9	213.6	210.2	210.2	265.0	338.1
75°	104.0	102.8	108.5	122.2	157.6	162.2	159.9	151.9	142.8	142.8	161.1
77.5°	84.5	84.5	89.1	96.0	114.2	116.5	116.5	109.7	101.7	102.8	110.8
80°	66.3	66.3	69.7	74.3	80.0	78.8	78.8	72.0	66.3	65.1	69.7
82.5°	48.0	49.1	57.1	53.7	51.4	48.0	48.0	46.8	42.3	38.8	41.1
85°	14.9	16.0	27.4	32.0	26.3	21.7	20.6	17.1	18.3	14.9	17.1
87.5°	0.0	0.0	0.0	0.0	1.1	0.0	0.0	0.0	1.1	0.0	1.1
90°	0.0	0.0	0.0	0.0	0.0	0.0	0.0	0.0	0.0	0.0	0.0



REPORT NUMBER: P227576

CATALOG NUMBER: ISS-AF-600-LED-E1-T2-7030

**CANDELA DISTRIBUTION (continued):**

	52.5°	55°	57.5°	60°	62.5°	65°	67.5°	70°	72.5°	75°	77°
0°	452.4	452.4	452.4	452.4	452.4	452.4	452.4	452.4	452.4	452.4	452.4
2.5°	471.8	474.1	469.5	469.5	463.8	467.2	461.5	462.6	456.9	459.2	459.2
5°	494.6	495.8	490.1	487.8	482.1	482.1	476.3	476.3	468.4	470.6	468.4
7.5°	516.3	516.3	510.6	506.0	500.3	498.1	491.2	487.8	480.9	479.8	476.3
10°	534.6	534.6	526.6	522.0	515.2	511.8	502.6	499.2	491.2	485.5	482.1
12.5°	557.5	555.2	546.0	541.5	530.0	528.9	515.2	512.9	501.5	498.1	492.3
15°	584.9	587.2	572.3	571.2	555.2	554.0	535.7	534.6	517.5	516.3	508.3
17.5°	614.6	619.1	606.6	605.4	586.0	586.0	564.3	563.2	540.3	539.2	528.9
20°	640.8	646.6	638.6	640.8	623.7	624.8	600.9	600.9	568.9	566.6	557.5
22.5°	664.8	676.3	669.4	682.0	664.8	672.8	640.8	646.6	608.9	604.3	590.6
25°	688.8	703.7	701.4	721.9	709.4	723.1	690.0	701.4	652.3	655.7	637.4
27.5°	712.8	732.2	729.9	759.6	755.1	782.5	753.9	766.5	712.8	716.2	695.7
30°	752.8	774.5	766.5	797.3	797.3	841.9	820.2	839.6	780.2	787.1	763.1
32.5°	806.5	831.6	807.6	847.6	845.3	903.6	886.4	919.6	861.3	870.4	840.7
35°	864.7	904.7	865.9	910.4	903.6	964.1	952.7	1006.4	944.7	955.0	925.3
37.5°	941.3	989.2	937.8	976.7	945.8	1015.5	1008.7	1081.8	1018.9	1045.2	1009.8
40°	1031.5	1069.2	1005.2	1038.4	987.0	1058.9	1047.5	1148.0	1089.8	1132.0	1100.1
42.5°	1114.9	1141.2	1056.6	1097.8	1036.1	1109.2	1088.6	1209.7	1159.5	1224.6	1189.2
45°	1190.3	1220.0	1108.0	1153.7	1085.2	1165.2	1129.8	1269.1	1234.8	1333.1	1297.7
47.5°	1297.7	1254.3	1154.9	1214.3	1137.7	1225.7	1178.9	1338.8	1326.2	1465.6	1424.5
50°	1262.3	1290.8	1193.7	1255.4	1185.7	1293.1	1241.7	1422.2	1425.6	1609.5	1585.5
52.5°	1265.7	1313.7	1223.4	1309.1	1241.7	1386.8	1333.1	1522.7	1538.7	1748.9	1715.8
55°	1286.2	1357.1	1268.0	1383.3	1320.5	1490.7	1453.0	1631.2	1658.6	1880.3	1860.8
57.5°	1337.7	1435.9	1344.5	1495.3	1430.2	1609.5	1575.3	1743.2	1780.9	2011.6	2005.9
60°	1535.3	1651.8	1491.9	1658.6	1571.8	1744.3	1698.6	1860.8	1898.5	2137.3	2152.1
62.5°	1755.7	1957.9	1863.1	2036.8	1807.1	1981.9	1847.1	2005.9	2008.2	2272.1	2318.9
65°	1812.9	2123.6	2204.7	2527.9	2408.0	2587.3	2227.5	2333.8	2196.7	2517.7	2585.1
67.5°	1791.2	2171.5	2396.6	2761.0	2896.9	3209.9	3149.4	3112.8	2795.3	3026.0	3107.1
70°	1314.8	1718.0	2268.6	2638.8	3030.6	3236.2	3561.7	3594.9	3581.2	3549.2	3602.9
72.5°	598.6	939.0	1535.3	1957.9	2604.5	2742.7	3214.5	3205.3	3689.7	3569.7	3654.3
75°	235.3	362.1	731.1	1093.2	1801.4	1971.6	2506.2	2373.7	2978.0	2802.1	2982.6
77.5°	129.1	162.2	274.2	469.5	983.5	1073.8	1534.1	1312.5	1847.1	1542.1	1602.7
80°	77.7	97.1	125.7	178.2	418.1	442.1	654.5	527.8	755.1	573.4	556.3
82.5°	42.3	52.5	62.8	88.0	155.4	172.5	226.2	203.3	242.2	206.8	202.2
85°	17.1	22.8	24.0	35.4	51.4	59.4	72.0	77.7	94.8	86.8	84.5
87.5°	0.0	1.1	0.0	2.3	0.0	2.3	0.0	3.4	3.4	5.7	6.9
90°	0.0	0.0	0.0	0.0	0.0	0.0	0.0	0.0	0.0	0.0	0.0





REPORT NUMBER: P227576

CATALOG NUMBER: ISS-AF-600-LED-E1-T2-7030

**CANDELA DISTRIBUTION (continued):**

	77.5°	80°	82.5°	85°	87.5°	90°	95°	100°	102.5°	105°	107.5°
0°	452.4	452.4	452.4	452.4	452.4	452.4	452.4	452.4	452.4	452.4	452.4
2.5°	455.8	459.2	454.6	454.6	448.9	452.4	448.9	445.5	439.8	440.9	432.9
5°	463.8	466.1	460.4	458.1	454.6	453.5	446.6	439.8	431.8	431.8	422.7
7.5°	471.8	471.8	463.8	463.8	455.8	453.5	443.2	431.8	420.4	419.2	405.5
10°	476.3	475.2	464.9	464.9	453.5	452.4	439.8	422.7	406.7	402.1	382.7
12.5°	485.5	484.3	471.8	469.5	454.6	454.6	436.4	413.5	390.7	382.7	355.3
15°	496.9	498.1	483.2	479.8	462.6	461.5	436.4	402.1	371.3	358.7	325.6
17.5°	515.2	516.3	495.8	492.3	471.8	468.4	437.5	388.4	345.0	331.3	301.6
20°	539.2	535.7	508.3	507.2	479.8	476.3	436.4	367.8	318.7	305.0	278.7
22.5°	568.9	565.4	530.0	526.6	494.6	488.9	435.2	346.1	294.7	279.9	262.7
25°	610.0	605.4	562.0	557.5	517.5	508.3	434.1	323.3	274.2	262.7	252.5
27.5°	661.4	652.3	599.7	595.1	541.5	530.0	429.5	297.0	253.6	245.6	241.0
30°	723.1	715.1	647.7	640.8	573.4	558.6	424.9	273.0	238.7	235.3	231.9
32.5°	796.2	788.2	706.0	698.0	614.6	592.9	416.9	253.6	229.6	229.6	225.0
35°	872.7	865.9	768.8	763.1	660.3	631.7	406.7	236.5	221.6	221.6	217.0
37.5°	941.3	947.0	837.3	832.7	706.0	670.5	395.2	225.0	214.8	212.5	207.9
40°	1015.5	1029.2	901.3	904.7	753.9	711.7	381.5	215.9	206.8	204.5	203.3
42.5°	1090.9	1117.2	968.7	981.3	801.9	753.9	371.3	210.2	203.3	198.8	197.6
45°	1184.6	1222.3	1052.1	1076.1	857.9	805.3	367.8	203.3	193.1	187.3	183.9
47.5°	1301.1	1351.4	1154.9	1182.3	932.1	867.0	374.7	201.0	186.2	179.3	172.5
50°	1439.3	1487.3	1277.1	1288.5	1015.5	934.4	389.5	204.5	183.9	173.6	163.4
52.5°	1585.5	1622.1	1406.2	1393.6	1102.3	1000.7	406.7	205.6	178.2	167.9	155.4
55°	1736.3	1756.9	1526.1	1493.0	1181.2	1066.9	429.5	204.5	173.6	162.2	146.2
57.5°	1883.7	1890.5	1632.4	1600.4	1258.8	1145.7	458.1	201.0	166.8	155.4	138.2
60°	2027.6	2039.0	1750.0	1720.3	1343.4	1247.4	499.2	195.3	157.6	149.6	131.4
62.5°	2185.3	2222.9	1890.5	1895.1	1459.9	1406.2	576.9	188.5	148.5	139.4	121.1
65°	2400.0	2543.9	2122.4	2229.8	1683.8	1705.5	725.4	169.1	135.9	124.5	111.9
67.5°	2938.0	3095.7	2685.6	2729.0	2208.1	2079.0	819.0	143.9	119.9	111.9	104.0
70°	3612.0	3498.9	3207.6	2944.9	2514.2	2137.3	720.8	121.1	106.2	101.7	97.1
72.5°	3797.1	3391.5	3151.7	2757.6	2324.6	1864.3	551.7	104.0	94.8	92.5	89.1
75°	3336.7	2749.6	2763.3	2191.0	1927.1	1421.0	377.0	89.1	82.2	81.1	80.0
77.5°	2133.8	1413.0	1720.3	1082.9	1112.6	658.0	183.9	74.3	70.8	70.8	68.5
80°	758.5	470.6	532.3	341.6	310.7	209.0	99.4	59.4	57.1	58.3	57.1
82.5°	227.3	180.5	177.1	138.2	107.4	88.0	54.8	45.7	43.4	44.6	42.3
85°	91.4	70.8	59.4	45.7	37.7	34.3	29.7	30.8	27.4	29.7	26.3
87.5°	5.7	4.6	3.4	4.6	0.0	2.3	5.7	4.6	1.1	4.6	3.4
90°	0.0	0.0	0.0	0.0	0.0	0.0	0.0	0.0	0.0	0.0	0.0



REPORT NUMBER: P227576

CATALOG NUMBER: ISS-AF-600-LED-E1-T2-7030

**CANDELA DISTRIBUTION (continued):**

	110°	112.5°	115°	117.5°	120°	122.5°	125°	127.5°	130°	135°	145°
0°	452.4	452.4	452.4	452.4	452.4	452.4	452.4	452.4	452.4	452.4	452.4
2.5°	438.6	430.7	434.1	430.7	432.9	426.1	428.4	422.7	422.7	421.5	415.8
5°	423.8	415.8	414.7	406.7	407.8	398.7	397.5	387.2	387.2	378.1	361.0
7.5°	403.2	390.7	389.5	373.5	372.4	359.8	355.3	343.8	342.7	332.4	322.1
10°	377.0	357.5	354.1	333.6	334.7	321.0	319.8	311.9	311.9	307.3	307.3
12.5°	347.3	325.6	323.3	307.3	308.4	299.3	300.4	295.9	298.1	300.4	308.4
15°	319.8	302.7	300.4	290.1	291.3	289.0	292.4	292.4	295.9	301.6	315.3
17.5°	297.0	282.2	283.3	278.7	283.3	282.2	289.0	287.9	294.7	301.6	318.7
20°	276.4	268.4	271.9	270.7	276.4	276.4	282.2	283.3	289.0	298.1	317.6
22.5°	262.7	260.4	263.9	263.9	268.4	269.6	275.3	278.7	282.2	291.3	308.4
25°	254.7	253.6	257.0	258.2	261.6	262.7	268.4	268.4	274.2	279.9	289.0
27.5°	243.3	241.0	245.6	245.6	250.2	249.0	255.9	253.6	259.3	261.6	263.9
30°	235.3	231.9	235.3	234.2	237.6	234.2	237.6	234.2	237.6	237.6	234.2
32.5°	227.3	223.9	225.0	220.5	223.9	219.3	220.5	215.9	218.2	215.9	217.0
35°	219.3	214.8	214.8	209.0	209.0	203.3	205.6	201.0	205.6	209.0	207.9
37.5°	207.9	204.5	204.5	199.9	202.2	199.9	204.5	202.2	203.3	198.8	190.8
40°	201.0	203.3	202.2	205.6	203.3	199.9	196.5	189.6	188.5	186.2	181.6
42.5°	190.8	193.1	187.3	191.9	188.5	189.6	187.3	183.9	181.6	179.3	174.8
45°	175.9	175.9	171.3	178.2	174.8	181.6	179.3	179.3	177.1	173.6	170.2
47.5°	163.4	164.5	159.9	165.6	163.4	172.5	171.3	174.8	174.8	172.5	163.4
50°	155.4	153.1	149.6	155.4	154.2	162.2	163.4	170.2	169.1	170.2	162.2
52.5°	148.5	143.9	140.5	143.9	143.9	150.8	153.1	161.1	162.2	164.5	159.9
55°	140.5	134.8	132.5	134.8	134.8	141.6	145.1	150.8	154.2	161.1	158.8
57.5°	133.7	125.7	123.4	125.7	126.8	133.7	137.1	142.8	147.4	156.5	155.4
60°	125.7	118.8	116.5	119.9	121.1	127.9	131.4	137.1	140.5	150.8	150.8
62.5°	116.5	110.8	110.8	111.9	114.2	121.1	123.4	131.4	132.5	145.1	146.2
65°	108.5	105.1	105.1	106.2	108.5	114.2	115.4	123.4	124.5	137.1	140.5
67.5°	101.7	99.4	99.4	100.5	101.7	106.2	107.4	115.4	117.7	129.1	134.8
70°	94.8	92.5	91.4	91.4	94.8	98.2	100.5	108.5	109.7	119.9	126.8
72.5°	86.8	84.5	84.5	83.4	86.8	89.1	93.7	98.2	100.5	110.8	115.4
75°	78.8	76.5	76.5	75.4	77.7	82.2	83.4	88.0	89.1	98.2	102.8
77.5°	68.5	66.3	66.3	66.3	68.5	69.7	70.8	75.4	77.7	85.7	90.2
80°	57.1	54.8	56.0	54.8	58.3	53.7	57.1	61.7	64.0	68.5	66.3
82.5°	43.4	40.0	41.1	41.1	42.3	38.8	41.1	43.4	45.7	49.1	48.0
85°	27.4	24.0	26.3	24.0	26.3	22.8	25.1	25.1	27.4	25.1	24.0
87.5°	5.7	2.3	5.7	2.3	6.9	0.0	3.4	0.0	2.3	1.1	0.0
90°	0.0	0.0	0.0	0.0	0.0	0.0	0.0	0.0	0.0	0.0	0.0



REPORT NUMBER: P227576

CATALOG NUMBER: ISS-AF-600-LED-E1-T2-7030

**CANDELA DISTRIBUTION (continued):**

	155°	165°	175°	180°
0°	452.4	452.4	452.4	452.4
2.5°	410.1	405.5	403.2	402.1
5°	351.8	343.8	341.6	339.3
7.5°	316.4	314.1	314.1	313.0
10°	309.6	313.0	314.1	314.1
12.5°	317.6	323.3	327.8	327.8
15°	327.8	338.1	343.8	343.8
17.5°	335.8	349.5	355.3	356.4
20°	337.0	350.7	358.7	359.8
22.5°	326.7	335.8	341.6	341.6
25°	300.4	305.0	308.4	308.4
27.5°	267.3	266.2	265.0	269.6
30°	233.0	230.7	226.2	230.7
32.5°	220.5	212.5	201.0	204.5
35°	201.0	198.8	193.1	194.2
37.5°	194.2	213.6	212.5	213.6
40°	186.2	210.2	209.0	211.3
42.5°	179.3	193.1	179.3	180.5
45°	166.8	172.5	161.1	161.1
47.5°	161.1	158.8	154.2	153.1
50°	156.5	156.5	154.2	151.9
52.5°	153.1	150.8	158.8	157.6
55°	148.5	146.2	151.9	151.9
57.5°	145.1	139.4	148.5	148.5
60°	141.6	135.9	145.1	145.1
62.5°	139.4	132.5	143.9	142.8
65°	135.9	129.1	143.9	141.6
67.5°	131.4	122.2	141.6	138.2
70°	122.2	114.2	133.7	124.5
72.5°	113.1	104.0	114.2	106.2
75°	99.4	91.4	92.5	91.4
77.5°	83.4	74.3	72.0	73.1
80°	62.8	57.1	54.8	54.8
82.5°	45.7	38.8	40.0	33.1
85°	20.6	14.9	11.4	11.4
87.5°	0.0	0.0	0.0	0.0
90°	0.0	0.0	0.0	0.0

(END OF REPORT)